

Hisense

See how our Air Conditioners would look in your home with our Augmented Reality App.

Scan code with your smartphone camera to learn more.



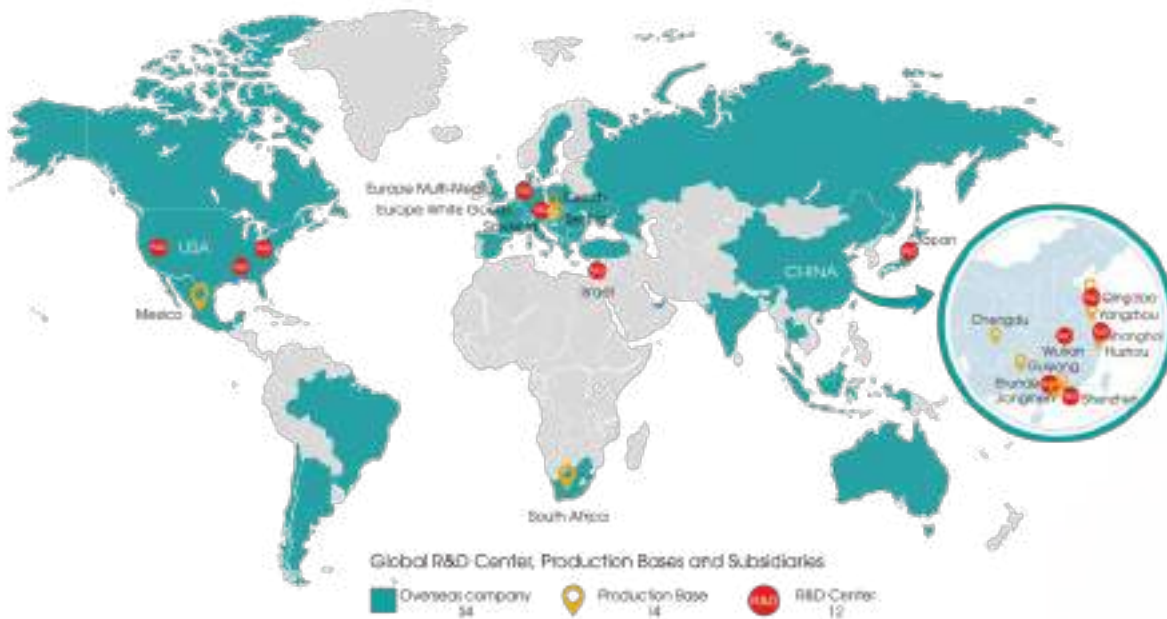
Air Conditioning


A Breath of Fresh Air

J SERIES

Pushing the boundaries of innovation since 1969

For 5 decades we have been committed to developing innovations in consumer electronics. Today, we are a world leading electronics manufacturer employing over 80,000 people across 54 companies as well as boasting 12 research & development centres worldwide. All of which have the sole aim of delivering high quality, cutting-edge and affordable products that improve the life of our consumers.





Everything we create is designed with you in mind.

All Hisense air conditioning products are built to last and designed to withstand the demands of modern lifestyles. This dedication to developing and producing cutting-edge technology has seen us present generations of the latest air conditioning products and features, such as expert-level Inverter Technology and Smart Home Voice Controls. We want you to have control of your climate for maximum comfort air at home.

Our commitment to quality.

We want you to love your Hisense products. Not just when you first buy them, but for years and years to come – that's why quality is so important to us.

Whether it's our stringent Quality Improvement Process, our commitment to excellent aftersales customer service or the reassurance of our comprehensive warranties, it's all done to make sure you feel confident that a Hisense product is the right choice for your home.

5 YEAR WARRANTY ON PARTS AND LABOUR

Peace of mind knowing we have you covered with Hisense's 5-year parts and labour warranty for all split system air conditioners. Refer to the warranty card included with your product for full details.


MEPS COMPLIANT

All Hisense Air Conditioners sold in Australia meet Minimum Energy Performance Standards (MEPS) as set by the Australian Government.

HISENSE CUSTOMER CARE

Need help or advice on a Hisense product? Choose one of the following ways to contact our Hisense Customer Care team.

 1 800 447 367

 service.au@hisense.com





Split System Air Conditioners

A Hisense Reverse Cycle Air Conditioner offers the best of both worlds, keeping your home chilled in summer and warm in winter. Reverse Cycle Air Conditioning units work by absorbing heat energy from the outside air and transferring the heat into your home.

This dual functionality makes it ideal for seasonal climates that have cold winters and warm summers. The J Series collection has several models available in varying capacities, including 2.5kW, 3.5kW, 5.3kW, 7.1kW and 8kW outputs, making it suitable for any room in your home.

★ TOP FEATURES

ConnectLife App Control
Smart Home Voice Control
Inverter Technology
Eco Mode

I FEEL Mode
Quiet Mode
Silver Ion Filter
Self Cleaning

R32 Refrigerant
Fast Cooling
4D Auto-swing
Anti-corrosion Design



SMART HOME VOICE CONTROL

Voice Control for an Easier Life

When the air conditioner is connected to Wi-Fi, you can operate it using voice control through Google Home or Amazon Alexa. This allows you to use verbal commands to set modes, adjust temperatures and more.

For example, if you have an Google Assistant enabled Wi-Fi Control air conditioner installed in your Lounge named 'Lounge',

Ask your Google Assistant...

"Hey Google, turn on the Lounge to 24"


"Hey Google, what is the Lounge set to?"

"Hey Google, set the Lounge to 21 "

"Hey Google, turn off the Lounge"



- Support by Google Assistant and Alexa
- Language: English, French, German, Italian, Spanish





- Enter APP Menu
- Select Air Conditioner
- Set mode, temperature, air flow, etc



CONNECTLIFE APP CONTROL

Wireless Connectivity for Cool Convenience

With Wi-Fi connectivity you can control the air conditioner through the Hisense ConnectLife app. This allows you to view menus, select modes, and set temperatures from anywhere.



INVERTER TECHNOLOGY

High Energy Efficiency

By using 360° full DC inverter technology and an inner air duct and advanced lower fin, the unit offers a significant boost in energy efficiency, reducing power consumption.





Fast Cooling

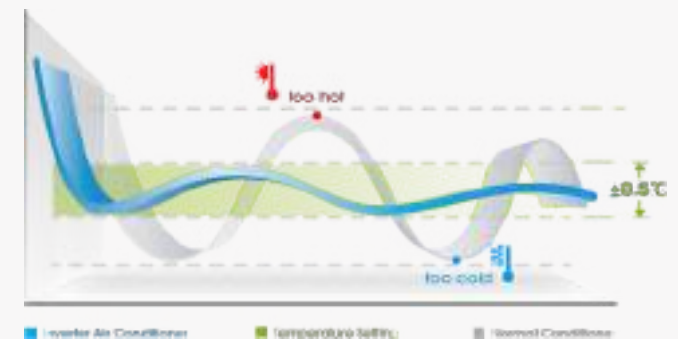
Through advanced Hisense inverter technology, the compressor can reach the highest frequency in a short time to achieve fast cooling.

Not only does it have advanced inverter technology and compressors, the ACs also have powerful fans, advanced air ducts and efficient heat exchange systems, so as to achieve 3 times the rapid cooling of the non-inverter air conditioners, allowing users to cool down quickly after turning on the unit.

$\pm 0.5^{\circ}\text{C}$ Inverter

The inverter air conditioner can continuously adjust the operating frequency of the compressor.

When AC is turned on, the air conditioner will quickly increase the operating frequency to reach the set temperature, and then it will operate at a low frequency to keep the room temperature constant.





ECO MODE

Keep Cool, Without the Bill Shock

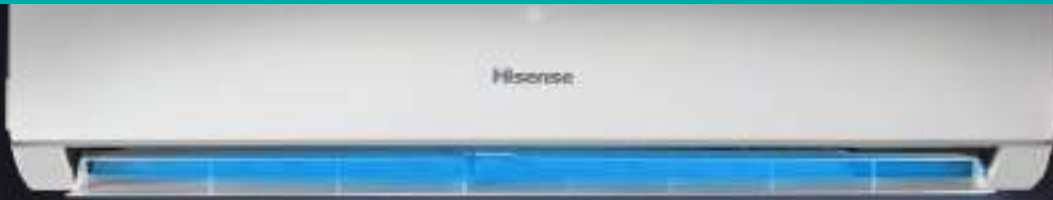
With the push of a button, you can select Eco Mode which allows you to minimise power consumption, saving up to 30% more energy than an ordinary inverter AC.



I FEEL MODE

Be Comfortable Exactly Where You Are

Hisense Air Conditioning units are intuitive and intelligent. With I FEEL Mode, you'll never have to adjust the temperature yourself. The Hisense Air Conditioning remote features a built-in digital thermometer that adjusts the temperature of the room based on where the remote is located.



10dB
FLOWERING

19dB
HISENSE AC *FAN ONLY MODE

30dB
LIBRARY

40dB
OFFICE



QUIET MODE

Peace, Comfort and Quiet

Quiet Mode allows the unit to operate silently without compromising on power output or effectiveness.

The silent motor achieves superb airflow distribution while creating a cool, quiet and comfortable environment.

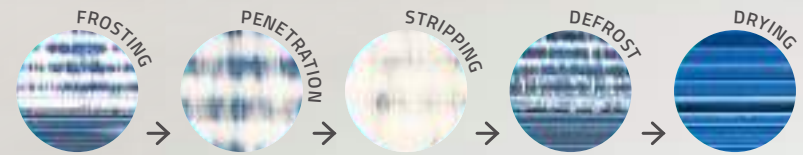




SMART SELF CLEANING

Cleans the Air and Cleans Itself

Hisense patented self-clean technology reduces the need for cleaning and maintenance and extends the life of your AC unit, allowing you to enjoy superb air quality for longer. Simply select the function from the remote control and let the unit do the rest.





SILVER ION FILTER

Clean, Safe Air


Every Hisense Air Conditioning unit features a Silver Ion Filter, which is an antibacterial device that helps to keep the air free from bacteria and impurities. The filter prevents the build up of mould and is 99.99% effective in preventing *E. coli*, and 97.14% effective at preventing *S. aureus*, which is more commonly known as Staph.



4D Auto-Swing

4D Auto-Swing technology controls air distribution to make sure that temperatures remain stable and that air is never felt being directly gusting at you.





R32 Refrigerant

Ultra-low energy consumption, effective power saving, non-toxic and environmentally friendly.

R32 has a lower Global Warming Potential (GWP) of 675 compared to R410A GWP of 2,088. R32 is also a zero Ozone Depletion Potential (ODP) refrigerant, minimising the effects on the ozone layer.



ANTI-CORROSION DESIGN

Durable Design


Hisense Air Conditioning units, designed to be durable and long-lasting, also have the feature of excellent anti-corrosion capability. A specially treated anti-corrosion fin provides a protection level of more than 9.8 times than non-treated fins, and it can withstand a 1500-hour salt spray test.

The seven-layer anti-corrosion protection consists of a double zinc layer, double zinc-iron soluble layer, steel substrate, powder solidified layer, and a ceramic coating, which significantly extends the service life of the outdoor unit. Anti-corrosion treatment is applied on core components to fastening parts.



Anti-Corrosion Golden Fin

Hisense's unique Anti-Corrosive Golden Fin can withstand all sorts of weather conditions, from salty air to rain and other corrosive elements.



7-layer Anti-Corrosion Protection

7-Layer Anti-Corrosion Protection greatly extends the service life of outdoor units due to increased strength and durability.



FEATURE LIST









J Series

| | MODEL NAME | HAWJ9KR | HAWJ12KR | HAWJ18KR | HAWJ24KRP | HAWJ28KR | |
|------------------------------------|--------------------------------|---------------------|--------------|--------------|--------------|--------------|---|
| CLEAN AIR | Silver Ion Filter | √ | √ | √ | √ | √ | |
| | Self Cleaning | √ | √ | √ | √ | √ | |
| SMART FUNCTIONS | WiFi Enabled | √ | √ | √ | √ | √ | |
| | ConnectLife App Control | Android/ iOS | Android/ iOS | Android/ iOS | Android/ iOS | Android/ iOS | |
| | Google Assistant Voice Control | √ | √ | √ | √ | √ | |
| | Alexa Voice Control | √ | √ | √ | √ | √ | |
| COMFORT & CONVENIENCE FUNCTIONS | Omni-directional Air Flow | √ | √ | √ | √ | √ | |
| | Vertical Auto Swing Louvre | √ | √ | √ | √ | √ | |
| | Horizontal Auto Swing Louvre | √ | √ | √ | √ | √ | |
| | Memory Louvre | √ | √ | √ | √ | √ | |
| | I FEEL Mode | √ | √ | √ | √ | √ | |
| | Quiet Mode | √ | √ | √ | √ | √ | |
| | Smart Mode | √ | √ | √ | √ | √ | |
| | Fast Cooling | √ | √ | √ | √ | √ | |
| | Fast Heating | √ | √ | √ | √ | √ | |
| | Long-distance Airflow | √ | √ | √ | √ | √ | |
| | 5 Fan Speed | √ | √ | √ | √ | √ | |
| | Auto Fan Speed | √ | √ | √ | √ | √ | |
| | On/Off Timer | √ | √ | √ | √ | √ | |
| | 24 Hours Timer | √ | √ | √ | √ | √ | |
| | Auto Restart | √ | √ | √ | √ | √ | |
| | LED Display | √ | √ | √ | √ | √ | |
| | Dimmer Function | √ | √ | √ | √ | √ | |
| | LCAC Wired Controller | √ | √ | √ | √ | N/A | |
| | ENERGY EFFICIENT FUNCTIONS | Inverter Technology | √ | √ | √ | √ | √ |
| | | Eco Mode | √ | √ | √ | √ | √ |
| R32 refrigerant | | √ | √ | √ | √ | √ | |
| Demand Enabled Response (DRED) | | √ | √ | √ | √ | √ | |
| MAINTENANCE & PREVENTION FUNCTIONS | Removable Cover Panel | √ | √ | √ | √ | √ | |
| | Washable PP Filter | √ | √ | √ | √ | √ | |
| | Anti-corrosive Design | √ | √ | √ | √ | √ | |
| | Auto Defrosting | √ | √ | √ | √ | √ | |
| | Self-Diagnostic Function | √ | √ | √ | √ | √ | |

SPECIFICATIONS

J Series

HEATING & COOLING QUICK GLANCE SPECIFICATIONS

| MODEL NAME | | | HAWJ9KR | HAWJ12KR | HAWJ18KR | HAWJ24KRP | HAWJ28KR | | | | | | |
|---|--------------------------|--|---|---|---|---|---|--|--------------|--|--------------|---|-----|
| INDOOR UNIT | | |  |  |  |  |  | | | | | | |
| OUTDOOR UNIT | | |  |  |  |  |  | | | | | | |
| TYPE | | | Reverse Cycle | | Reverse Cycle | | Reverse Cycle | | | | | | |
| COOL | Cooling Capacity | W | 2500 (800~3200) | | 3500 (1200~3700) | | 5300 (1600~6000) | | | | | | |
| | Rated Input-Cooling | W | 620 | | 900 | | 1590 | | | | | | |
| HEAT | Heating Capacity | W | 3100 (1000~4000) | | 3800 (1000~4500) | | 5400 (1750~6700) | | | | | | |
| | Rated Input-Heating | W | 690 | | 890 | | 1450 | | | | | | |
| ENERGY STAR RATING | | | Hot | 4.5 | 3.5 | 4 | 3 | 3 | 2.5 | 4 | 2.5 | 3 | 3 |
| | | | Average | 4 | 3 | 3.5 | 2.5 | 2.5 | 2 | 3 | 2 | 3 | 2.5 |
| | | | Cool | 4.5 | 2 | 3.5 | 2 | 3 | 1.5 | 4 | 1.5 | 3 | 1.5 |
| Moisture Removal | L/H.r | 0.9 | | 0.9 | | 2 | | 2.5 | | 2.5 | | | |
| Air Circulation | m³/h | 650/620/550/520/480/400/200 | | 650/620/550/520/480/400/200 | | 1000/950/850/750/700/650/400 | | 1250/1200/1050/1000/900/800/400 | | 1250/1200/1050/1000/900/800/400 | | | |
| Airflow distance | m | 10 | | 10 | | 13 | | 14 | | 14 | | | |
| EER | W/W | 4.03 | | 3.89 | | 3.33 | | 3.30 | | 3.25 | | | |
| COP | W/W | 4.49 | | 4.27 | | 3.72 | | 3.43 | | 3.25 | | | |
| Outdoor temperature range | °C @ 30% humidity | "-15 to +46 for cooling -15 to +24 for heating" | | "-15 to +46 for cooling -15 to +24 for heating" | | "-15 to +46 for cooling -15 to +24 for heating" | | "-15 to +46 for cooling -15 to +24 for heating" | | "-15 to +50 for cooling -15 to +24 for heating" | | | |
| Refrigerant | (Type/kg) | R32/0.7 | | R32/0.8 | | R32/1.15 | | R32/1.4 | | R32/1.58 | | | |
| Indoor Unit Noise Level (sound pressure) | High Fan Speed (dB (A)) | 39 | | 41 | | 44 | | 48 | | 47 | | | |
| | Low Fan Speed (dB (A)) | 25 | | 25 | | 32 | | 35 | | 32 | | | |
| | Fan Only mode (dB (A)) | 19 | | 19 | | 19 | | 19 | | 19 | | | |
| Outdoor Unit Noise Level (sound power) | dB (A) | 60 | | 61 | | 65 | | 65 | | 68 | | | |
| Voltage, Frequency, Phase | | 220-240V/50Hz-1Ph | | 220-240V/50Hz-1Ph | | 220-240V/50Hz-1Ph | | 220-240V/50Hz-1Ph | | 220-240V/50Hz-1Ph | | | |
| Rated Current (Cooling) | (Amp.) | 2.8 (0.7~5.5) | | 4.1 (1.8~7.3) | | 7.2 (2.0~12.0) | | 9.6 (2.0~18.3) | | 11 (2.8~16.5) | | | |
| Rated Current (Heating) | (Amp.) | 3.1 (0.8~6.4) | | 4.1 (1.6~7.9) | | 6.5 (1.8~12.0) | | 9.4 (2.0~20.5) | | 11 (3.3~18.5) | | | |
| Expansion Device | | Capillary | | Capillary | | Capillary | | EEV (Electronic Expansion Valve) | | EEV (Electronic Expansion Valve) | | | |
| Evaporator | | Copper tube and Aluminium Fin | | Copper tube and Aluminium Fin | | Copper tube and Aluminium Fin | | Copper tube and Aluminium Fin | | Copper tube and Aluminium Fin | | | |
| Condenser | | Copper tube and Aluminium Fin | | Copper tube and Aluminium Fin | | Copper tube and Aluminium Fin | | Copper tube and Aluminium Fin | | Copper tube and Aluminium Fin | | | |
| Piping Connection (Liquid line) | inch | 1/4 | | 1/4 | | 1/4 | | 1/4 | | 3/8 | | | |
| Piping Connection (Gas line) | inch | 3/8 | | 3/8 | | 1/2 | | 1/2 | | 5/8 | | | |
| Max Vertical Height Diff. between O.U. and I.U. | m | 20/10 | | 25/10 | | 30/20 | | 30/20 | | 40/20 | | | |
| Pre-charged Length | m | 10 | | 10 | | 10 | | 10 | | 5 | | | |
| INDOOR | Net Dimensions WxHxD | (mm) | 815x270x212 | | 815x270x212 | | 915x315x235 | | 1085x315x235 | | 1085x315x235 | | |
| | Net Weight | (kg) | 8.5 | | 8.5 | | 12.5 | | 13.5 | | 13 | | |
| | Packing Dimensions WxHxD | (mm) | 870x335x265 | | 870x335x265 | | 1000x390x315 | | 1170x390x315 | | 1170x390x315 | | |
| | Gross Weight | (kg) | 11 | | 11 | | 14.5 | | 16 | | 16 | | |
| OUTDOOR | Net Dimensions WxHxD | (mm) | 780x540x260 | | 780x540x260 | | 810x585x280 | | 860x650x310 | | 900x750x340 | | |
| | Net Weight | (kg) | 25.5 | | 28 | | 34 | | 43.5 | | 52 | | |
| | Packing Dimensions WxHxD | (mm) | 910x600x360 | | 910x600x360 | | 940x630x385 | | 995x720x420 | | 1060x820x450 | | |
| | Gross Weight | (kg) | 28 | | 30 | | 37 | | 47.5 | | 56 | | |



See how our Air Conditioners would look in your home with our Augmented Reality App.

Scan code with your smartphone camera to learn more.

Hisense